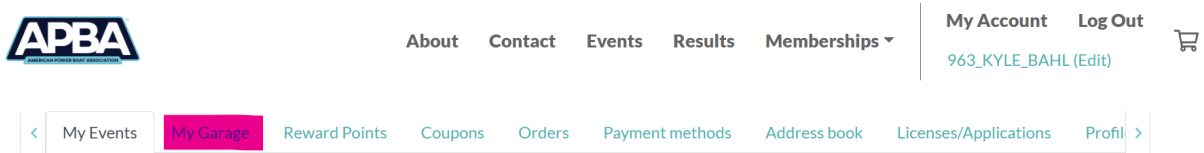


Before Your First Race	1
Add Your Boats to My Garage:	1
Set Up your Emergency Contact:	2
Adding Your Physical or Capsule Training	3
To Register for a Race:	4
Advance Registration:	4
Completing Pre-Check In from Trackside:	8

Before Your First Race

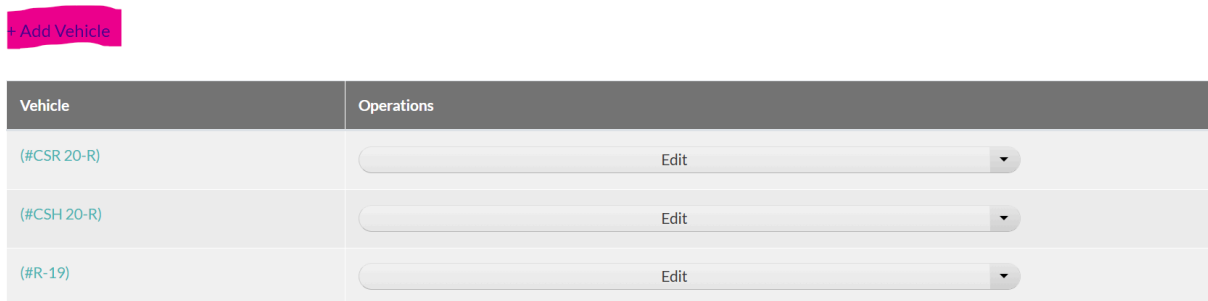
Add Your Boats to My Garage:

- 1) Log into your trackside account at apba.tracksideapp.com
- 2) Go to my garage



PARTICIPANT

- 3) Select Add Vehicle



- 4) Fill in the details and press save

Boat Name *

Marathon CSR

Number

20R

Class *

CSR

Motor Make

Yamato

cu in displacement

24

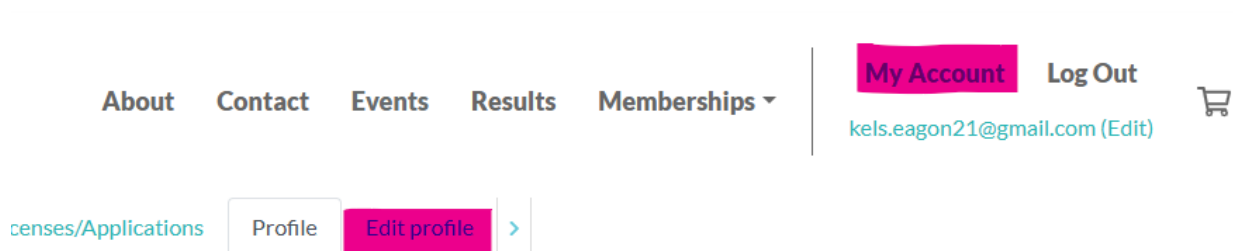


cu. in.

- 5) Repeat for as many different boats as you run!

Set Up your Emergency Contact:

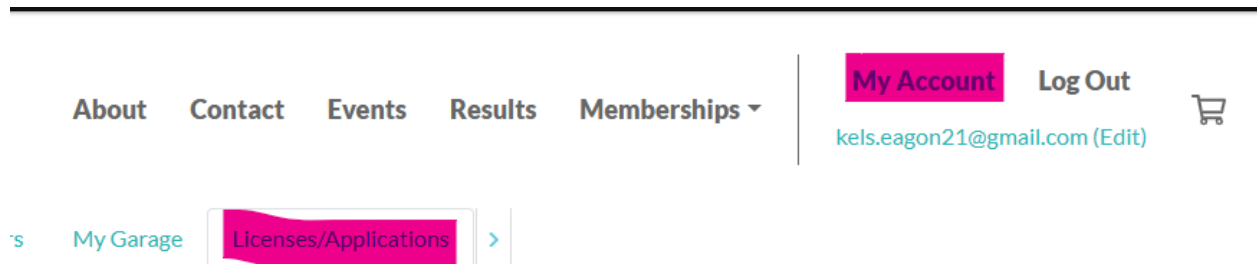
- 1) Log into your trackside account at apba.tracksideapp.com
- 2) Go to “My Account” and “Edit Profile”



- 3) Update your emergency contact and emergency health information. This will be used on your entry blank and in case of any emergency at the event.
- 4) Scroll to the bottom of the page and select save.

Adding Your Physical or Capsule Training

- 1) Before logging in to your account, make sure you have a copy of your physical/capsule training saved to your device so you can upload it.
- 2) Log into your trackside account at apba.tracksideapp.com
- 3) Go to “My Account” and “Licenses/Applications”



- 4) Select Add/Edit Capsule Training & Health Info



- 5) Fill in the dates of your capsule training and or physical (NOT the expiration) and attach the appropriate form. Press Submit.

Capsule Training & Health Information

Capsule Training Date	Capsule Training Document		
<input type="text"/>	<input type="button" value="Choose File"/> No file chosen		
Date of Last Physical Exam	General Physical Form Upload	Inboard Physical Form Upload	Vintage Physical Form Upload
<input type="text"/>	<input type="button" value="Choose File"/> No file chosen	<input type="button" value="Choose File"/> No file chosen	<input type="button" value="Choose File"/> No file chosen

Please note the following for the above upload fields:

Maximum File Size: 30MB

File Limit: 1 per field

Allowed File Types: gif, jpg, jpeg, png, bmp, txt, rtf, pdf, doc, docx, xls, xlsx, zip.

To Register for a Race:

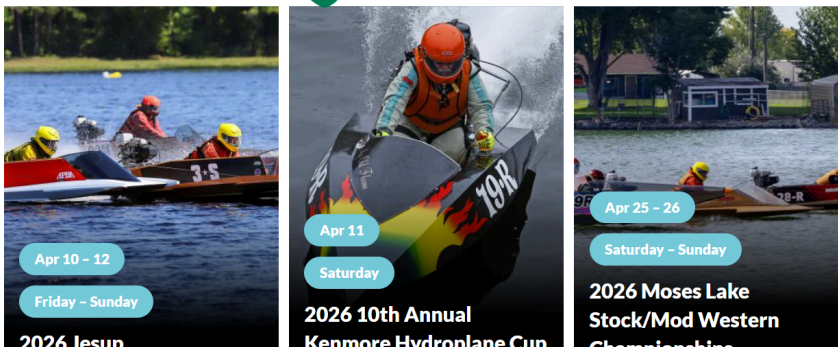
Advance Registration:

- 1) Log into your trackside account at apba.tracksideapp.com
- 2) Go to events and select the race you'd like to complete advance registration for



Events

April



- 3) Select purchase tickets



APRIL 11
SATURDAY

2026 10th Annual Kenmore Hydroplane Cup TESTING

Lake Washington- Kenmore, WA

Directions: State Hwy 527 East or West to Kenmore. Wildlife Ramp on 68th, Kenmore, WA 98028 Accommodations: Motels in area ~~ No overnight camping allowed in any Kenmore City Park Course: TESTING ONLY 1 BOAT AT A TIME J Classes Course approx. 3/4 mile each way Sammamish Slough...

pr 11 2026 10th Annual Kenmore Hydroplane Cup TESTING

Lake Washington- Kenmore, WA



4) Select ticket purchases for owners, riders, and drivers

like to purchase

2026 10th Annual Kenmore Hydroplane Cup TESTING - Owners and Drivers and Riders

 Purchase Tickets

Classes:

Special Events, PRO Outboard, K-PRO, MOD Outboard, STOCK Outboard, J Classes,

2026 10th Annual Kenmore Hydroplane Cup TESTING - Crew and Spectators and Volunteers

 Purchase Tickets

APBA Members- PLEASE BRING YOUR APBA CARD TO REGISTRATION

NON-APBA Members- Please purchase Single Event Membership ticket

5) Fill out the required information and select add to cart

Fill out this form to register

Owners and Drivers and Riders First Name *

KYLE

Owners and Drivers and Riders Last Name *

BAHL

Owners and Drivers and Riders Vehicle *

CSR (#20R)

+ Add Vehicle

Owners and Drivers and Riders Classification *

Stock Outboard - CSR Mar

Will owners and drivers and riders be a minor (under 18) on the date of the event? *

No

Add To Cart

SATURDAY, APRIL 11, 2026

2026 10th Annual Kenmore Hydroplane Cup TESTING - Owners and Drivers and Riders

Lake Washington- Kenmore, WA

6) For additional classes, repeat steps 3-5

7) When you are done adding classes, select your cart in the top right of your screen



[About](#) [Contact](#) [Events](#) [Results](#) [Memberships](#)

[My Account](#) [Log Out](#)

963_KYLE_BAHL (Edit)



✓ 2026 10th Annual Kenmore Hydroplane Cup TESTING (P202604112026101-CSRMAR) added to your cart.

8) Verify all information in your cart and press check out

**2026 10th Annual Kenmore
Hydroplane Cup TESTING
(P202604112026101-CSRMAR)**

Price: **\$0.00**

Total: **\$0.00**

- Event Date: Sat, Apr 11, 2026
- Participant First Name: KYLE
- Participant Last Name: BAHL
- Driver Vehicle: CSR (#20R)
- Driver Classification: Stock Outboard - CSR Mar
- Will driver be a minor (under 18) on the date of the event?: No

[Remove](#)

Subtotal \$0.00
 Credit Card Processing \$0.00
 Transaction Fee \$2.00
Total \$2.00

[➔ Checkout](#)

9) Add in your card information and select continue to review

10) Verify your information and select pay and complete purchase

11) You will receive a confirmation number. You will also receive an email with your entry blank, waiver, and other information to complete for pre-check in!

12) To see your order information again, go to my account and then orders



[About](#) [Contact](#) [Events](#) [Results](#) [Memberships](#) ▾

[My Account](#)

[Log Out](#)

963_KYLE_BAHL (Edit)



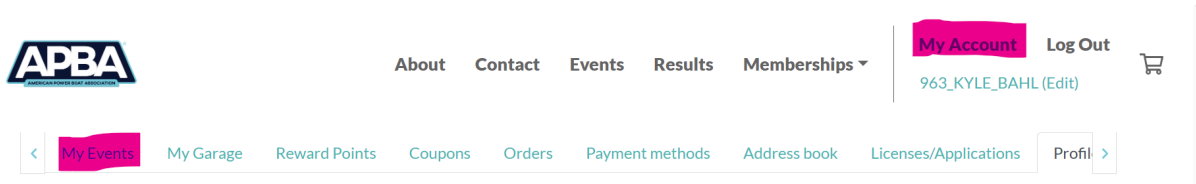
[<](#) [My Events](#) [My Garage](#) [Reward Points](#) [Coupons](#) [Orders](#) [Payment methods](#) [Address book](#) [Licenses/Applications](#) [Profil](#) [>](#)

Order number	Date ▾	Total	State
WEB-7105	03/29/2026 - 13:13	\$2.00	Completed
WEB-5752	12/17/2025 - 10:48	\$263.40	Completed
WEB-5685	12/10/2025 - 18:34	\$355.35	Completed
WEB-800	01/18/2025 - 12:30	\$262.65	Completed

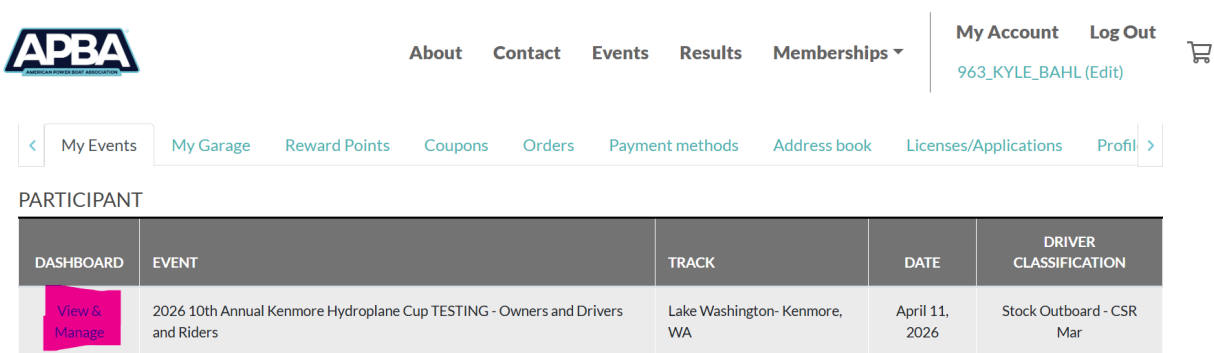
Completing Pre-Check In from Trackside:

Pre check in will require you to sign your waiver, upload a photo of your face or photo ID, and complete your entry blank. It can be done from a computer or a mobile device. If you are completing this on a computer it's best to have your ID verification saved to your computer in advance

- 1) Log into your account at apba.tracksideapp.com
- 2) Complete directions for Advanced Registration
- 3) Select my account then my events



- 4) Find the race you'd like to pre-check in for and select view and manage



- 5) Scroll down to pre-check in and select start

Track: [Lake Washington- Kenmore, WA](#)
Click link view track map, address, accommodations, load-in times, etc.

Driver Classification: Stock Outboard - CSR Mar

Schedule: [View](#)

Messages: [View](#)

Order Number: [WEB-7105](#)

Pre Check-in: Start

Be sure to complete this before you arrive to speed up the tech & check-in process.

Vehicle:

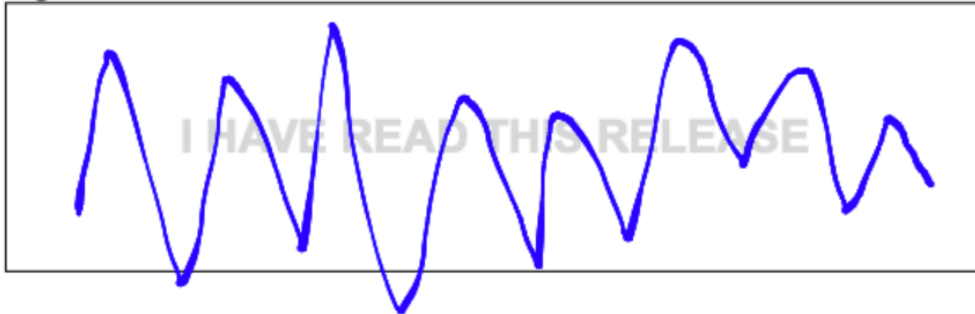
Add 

6) Add your signature to the waiver and select save waiver

I HAVE READ THIS RELEASE AND WAIVER OF LIABILITY, ASSUMPTION OF RISK AND INDEMNITY AGREEMENT, FULLY UNDERSTAND ITS TERMS, UNDERSTAND THAT I HAVE GIVEN UP SUBSTANTIAL RIGHTS BY SIGNING IT, AND HAVE SIGNED IT FREELY AND VOLUNTARILY WITHOUT ANY INDUCEMENT, ASSURANCE, OR GUARANTEE BEING MADE TO ME AND INTEND MY SIGNATURE TO BE A COMPLETE AND UNCONDITIONAL RELEASE OF ALL LIABILITY TO THE GREATEST EXTENT ALLOWED BY LAW.

Printed Name: [KYLE BAHL](#)

Sign Name Here: [963_KYLE_BAHL at 03/29/2026 1:19 pm](#)



SIGNATURE AND TITLE OF WITNESS



ADDRESS OF WITNESS

1300LTR 6/10








7) Fill out your entry blank information then scroll down to save form

8) Add your photo ID by selecting choose file, selecting the image from your device, and press save license

 Tech Form has been saved or updated.

Step 1: Waiver

Step 2: Tech Form

Step 3: Photo ID

Upload License Photo

Choose File No file chosen

Save License

Back to My Events

9) Fill out the required information from your entry blank and select save

For best mobile experience, flip device 90 degrees.

Driver Member Number

963

Owner Member Number

Rider/Co-Driver Member #

Club Name

Seattle Outboard Association

Date of Birth

11/21/84