

Trackside Registration Directions and FAQs



Created By Kelsie Eagon, Seattle Outboard Association
Last Updated: 21 April, 2026

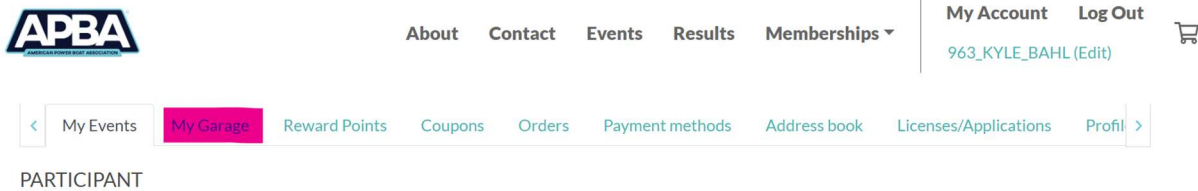
Before Your First Race	2
Add Your Boats to My Garage:	2
Set Up your Emergency Contact:	3
Adding Your Physical or Capsule Training	3
To Register for a Race:	5
Advance Registration:	5
Completing Pre-Check In from Trackside:	9
Frequently Asked Questions:	13
Q: Is paying with card the only option?	13
Q: Does my family all have to log in and do this separately?	13
Q: What if I end up not racing?	13
Q: Do I still need to register before the race?	13
Q: What if I have a last minute change, can I still register on site?	14
Q: I race 1100 Runabout - what about my deck rider?	14
Q: What if I am only planning on racing one day? Did SOA change to a weekend only entry fee?	14



Before Your First Race

Add Your Boats to My Garage:

- 1) Log into your trackside account at apba.tracksideapp.com
- 2) Go to my garage



- 3) Select Add Vehicle



- 4) Fill in the details and press save

Boat Name *

Number

Class *

Motor Make

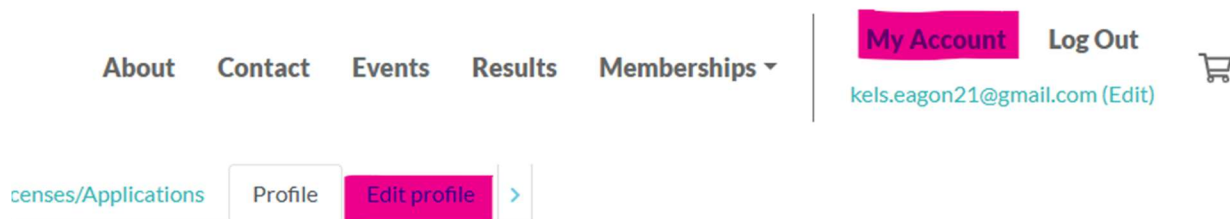
cu in displacement
 cu. in.



- 5) Repeat for as many different boats as you run!

Set Up your Emergency Contact:

- 1) Log into your trackside account at apba.tracksideapp.com
- 2) Go to “My Account” and “Edit Profile”



- 3) Update your emergency contact and emergency health information. This will be used on your entry blank and in case of any emergency at the event.
- 4) Scroll to the bottom of the page and select save.

Adding Your Physical or Capsule Training

- 1) Before logging in to your account, make sure you have a copy of your physical/capsule training saved to your device so you can upload it.
- 2) Log into your trackside account at apba.tracksideapp.com
- 3) Go to “My Account” and “Licenses/Applications”



About Contact Events Results Memberships ▾

My Account

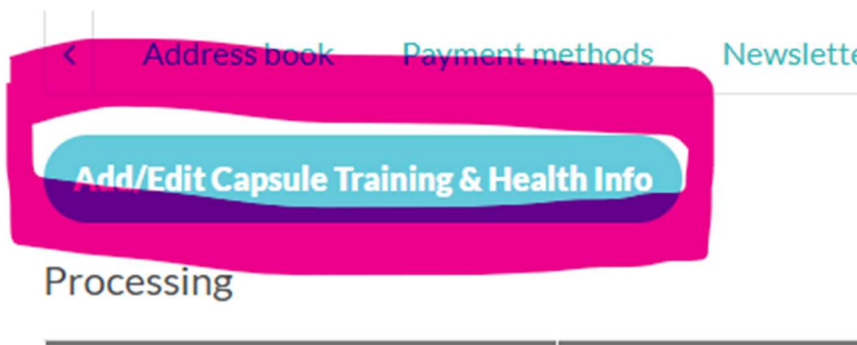
Log Out



kels.eagon21@gmail.com (Edit)

My Garage Licenses/Applications >

4) Select Add/Edit Capsule Training & Health Info



5) Fill in the dates of your capsule training and or physical (NOT the expiration) and attach the appropriate form. Press Submit.

About Contact Events Results Memb

Capsule Training & Health Information

Capsule Training Date		Capsule Training Document	
<input type="text"/>	<input type="text"/>	<input type="text"/>	<input type="text"/>
Date of Last Physical Exam	General Physical Form Upload	Inboard Physical Form Upload	Vintage Physical Form Upload
<input type="text"/>	<input type="text"/>	<input type="text"/>	<input type="text"/>

Please note the following for the above upload fields:

Maximum File Size: 30MB
File Limit: 1 per field
Allowed File Types: gif, jpeg, png, bmp, txt, rtf, pdf, doc, docx, xls, xlsx, zip.

Submit



To Register for a Race:

Advance Registration:

- 1) Log into your trackside account at apba.tracksideapp.com
- 2) Go to events and select the race you'd like to complete advance registration for

A screenshot of the APBA website's "Events" page. The top navigation bar includes "About", "Contact", "Events" (highlighted in pink), "Results", and "Memberships". On the right, there are links for "My Account" and "Log Out", with the user name "963_KYLE_BAHL (Edit)" below. A "Filter Events" button is visible on the right side. The main content area is titled "Events" and shows a calendar for "April". Three event cards are displayed: "2026 Jesup" (Apr 10-12, Friday-Sunday), "2026 10th Annual Kenmore Hydroplane Cup" (Apr 11, Saturday), and "2026 Moses Lake Stock/Mod Western Championships" (Apr 25-26, Saturday-Sunday). A green arrow points to the "2026 10th Annual Kenmore Hydroplane Cup" card.

- 3) Select purchase tickets



APRIL 11
SATURDAY

2026 10th Annual Kenmore Hydroplane Cup TESTING

Lake Washington- Kenmore, WA

Directions: State Hwy 527 East or West to Kenmore. Wildlife Ramp on 68th, Kenmore, WA 98028 Accommodations: Motels in area -- No overnight camping allowed in any Kenmore City Park Course: TESTING ONLY 1 BOAT AT A TIME J Classes Course approx. 3/4 mile each way Sammamish Slough...

pr 11 2026 10th Annual Kenmore Hydroplane Cup TESTING

Lake Washington- Kenmore, WA



4) Select ticket purchases for owners, riders, and drivers

like to purchase

2026 10th Annual Kenmore Hydroplane Cup TESTING -

**Owners and
Drivers and
Riders**

[Purchase Tickets](#)

Classes:

Special Events, PRO Outboard, K-PRO, MOD Outboard, STOCK Outboard, J Classes,

2026 10th Annual Kenmore Hydroplane Cup TESTING - Crew and Spectators and Volunteers

[Purchase Tickets](#)

APBA Members- PLEASE BRING YOUR APBA CARD TO REGISTRATION

NON-APBA Members- Please purchase Single Event Membership ticket



5) Fill out the required information and select add to cart

Fill out this form to register

Owners and Drivers and Riders First Name *

KYLE

Owners and Drivers and Riders Last Name *

BAHL

Owners and Drivers and Riders Vehicle *

CSR (#20R)

[+ Add Vehicle](#)

Owners and Drivers and Riders Classification *

Stock Outboard - CSR Mar

Will owners and drivers and riders be a minor (under 18) on the date of the event? *

No

[Add To Cart](#)

SATURDAY, APRIL 11, 2026

2026 10th Annual Kenmore Hydroplane Cup TESTING - Owners and Drivers and Riders

Lake Washington- Kenmore, WA

6) For additional classes, repeat steps 3-5

7) When you are done adding classes, select your cart in the top right of your screen

The screenshot shows the APBA website header with navigation links: About, Contact, Events, Results, Memberships. On the right, there are links for My Account and Log Out, and a user profile icon for 963_KYLE_BAHL (Edit). Below the header, a green notification box displays a checkmark and the text: "2026 10th Annual Kenmore Hydroplane Cup TESTING (P202604112026101-CSRMAR) added to your cart."

8) Verify all information in your cart and press check out



**2026 10th Annual Kenmore
Hydroplane Cup TESTING
(P202604112026101-CSRMAR)**

Price: **\$0.00**

Total: **\$0.00**

- Event Date: Sat, Apr 11, 2026
- Participant First Name: KYLE
- Participant Last Name: BAHL
- Driver Vehicle: CSR (#20R)
- Driver Classification: Stock Outboard - CSR Mar
- Will driver be a minor (under 18) on the date of the event?: No

[Remove](#)

Subtotal	\$0.00
Credit Card Processing	\$0.00
Transaction Fee	\$2.00
Total	\$2.00

[➔ Checkout](#)

- 9) Add in your card information and select continue to review
- 10) Verify your information and select pay and complete purchase
- 11) You will receive a confirmation number. You will also receive an email with your entry blank, waiver, and other information to complete for pre-check in!
- 12) To see your order information again, go to my account and then orders

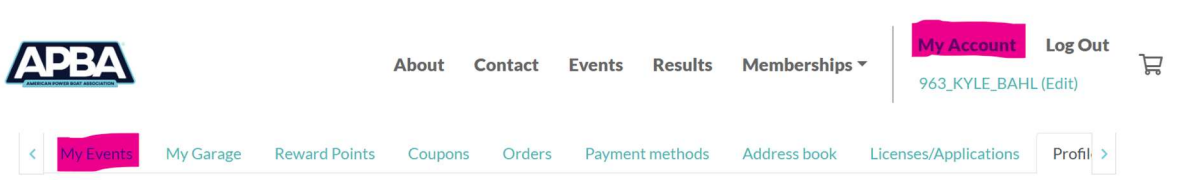


Order number	Date	Total	State
WEB-7105	03/29/2026 - 13:13	\$2.00	Completed
WEB-5752	12/17/2025 - 10:48	\$263.40	Completed
WEB-5685	12/10/2025 - 18:34	\$355.35	Completed
WEB-800	01/18/2025 - 12:30	\$262.65	Completed

Completing Pre-Check in from Trackside:

Pre check in will require you to sign your waiver, upload a photo of your face or photo ID, and complete your entry blank. It can be done from a computer or a mobile device. If you are completing this on a computer it's best to have your ID verification saved to your computer in advance

- 1) Log into your account at apba.tracksideapp.com
- 2) Complete directions for Advanced Registration
- 3) Select my account then my events



- 4) Find the race you'd like to pre-check in for and select view and manage



PARTICIPANT

DASHBOARD	EVENT	TRACK	DATE	DRIVER CLASSIFICATION
View & Manage	2026 10th Annual Kenmore Hydroplane Cup TESTING - Owners and Drivers and Riders	Lake Washington- Kenmore, WA	April 11, 2026	Stock Outboard - CSR Mar

GENERAL TICKETS

5) Scroll down to pre-check in and select start

Track: [Lake Washington- Kenmore, WA](#)

Click link view track map, address, accommodations, load-in times, etc.

Driver Classification: Stock Outboard - CSR Mar

Schedule: [View](#)

Messages: [View](#)

Order Number: [WEB-7105](#)

[Pre Check-in: Start](#)

Be sure to complete this before you arrive to speed up the tech & check-in process.

Vehicle:

CSR (#20R) ▾

Add [Save](#)

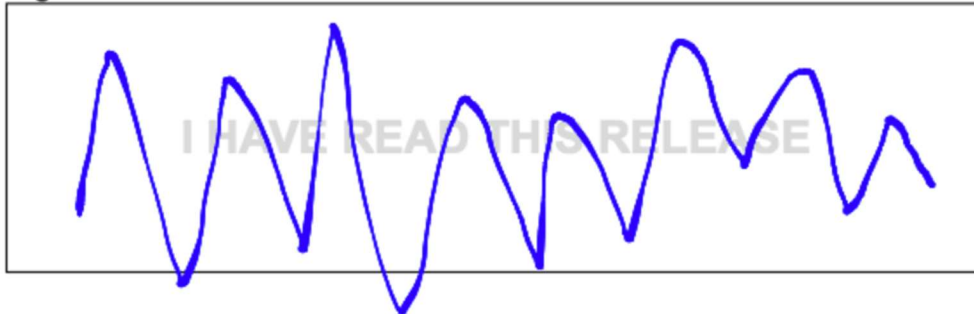
6) Add your signature to the waiver and select save waiver



I HAVE READ THIS RELEASE AND WAIVER OF LIABILITY, ASSUMPTION OF RISK AND INDEMNITY AGREEMENT, FULLY UNDERSTAND ITS TERMS, UNDERSTAND THAT I HAVE GIVEN UP SUBSTANTIAL RIGHTS BY SIGNING IT, AND HAVE SIGNED IT FREELY AND VOLUNTARILY WITHOUT ANY INDUCEMENT, ASSURANCE, OR GUARANTEE BEING MADE TO ME AND INTEND MY SIGNATURE TO BE A COMPLETE AND UNCONDITIONAL RELEASE OF ALL LIABILITY TO THE GREATEST EXTENT ALLOWED BY LAW.

Printed Name: KYLE BAHL

Sign Name Here: 963_KYLE_BAHL at 03/29/2026 1:19 pm



SIGNATURE AND TITLE OF WITNESS

APBA

ADDRESS OF WITNESS

1300LTR 6/10

[Save Waiver](#)

[Clear Waiver](#)

[Back to My Events](#)

- 7) Fill out your entry blank information then scroll down to save form
- 8) Add your photo ID by selecting choose file, selecting the image from your device, and press save license



Tech Form has been saved or updated.

Step 1: Waiver

Step 2: Tech Form

Step 3: Photo ID

Upload License Photo

Choose File No file chosen

Save License

Back to My Events

9) Fill out the required information from your entry blank and select save

For best mobile experience, flip device 90 degrees.

Driver Member Number

963

Owner Member Number

Rider/Co-Driver Member #

Club Name

Seattle Outboard Association

Date of Birth

11/21/84



Frequently Asked Questions:

FAQs may include SOA Specific Information – if this is being referenced outside of SOA, please clarify with your hosting club if you feel something may not align.

Q: Is paying with card the only option?

A: Yes, it is. Registration is required to go through Trackside so that all of the insurance and registration paperwork is consistent. There is no way to complete Trackside registration without paying through Trackside via card. APBA has negotiated a 2.9% card transaction fee which is very low as a card fee (SOA charges 5%).

Q: Does my family all have to log in and do this separately?

A: Yes - in a family with multiple racers each participant needs to have logged in through their own account and complete registration separately. The registration is tied to your information including your emergency contact, racer information, and eventually points! While it feels tedious to go into multiple accounts, there is no change in the amount of card processing or fees paid - AKA there is NO financial difference.

Q: What if I end up not racing?

A: SOA is maintaining our scratch policy. If you scratch at or before drivers meeting of that race day you are eligible for your money back. Refunds will be back directly to your method of payment. If you race Saturday but end up needing to scratch Sunday, you will get 1 days' worth of entry fee back. We are also maintaining our blow off policy - in the event of a blow off the first entry per racer will be retained by the club and the rest will be refunded.

Q: Do I still need to register before the race?

A: YES! It's still important to do your registration as early as possible. Points and scoring are currently done outside of Trackside and the scorers still need time to put the entries into our current scoring program. You CAN register on site but the sanction has listed a cut off of Wednesday before the race so we can give scorers time to do what they need to do. Please do as much in advance as you can. If registration steps are not being done promptly, we may go back to a late registration fee.



Q: What if I have a last-minute change, can I still register on site?

A: There is no PAPER registration on site. Registration on site will still require you to log into your Trackside account and complete the steps through there. We'll have devices and scorers ready to help.

Q: I race 1100 Runabout - what about my deck rider?

A: The rider still needs to sign a waiver and an entry blank. There is a "rider only" ticket option. Because they are purchasing a Trackside ticket, there is a \$2 Trackside fee. However, there is no entry fee associated. The rider should add the details of the boat they are riding in to their garage and complete the rider only registration with that boat.

Q: What if I am only planning on racing one day? Did SOA change to a weekend only entry fee?

A: SOA scorers have a list of coupon codes that can be applied to your cart at checkout to update the total of your cart to a single day of cost. Reach out to the scorer of your event before you complete advanced registration and pre check in and they can get you a code. If you accidentally register and pay for two days, but only race one, your original method of payment can be refunded the appropriate amount. The entry fee is set up to pay a single weekend fee, but we are still looking it as a per day cost and we will help make it right!